

RIGID - IMC

One-Hole Straps for Rigid Conduit and IMC Malleable Iron

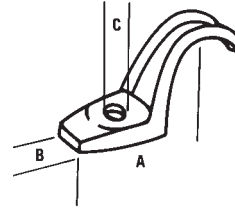
Features:

- Heavy duty casting
- RoHS compliant

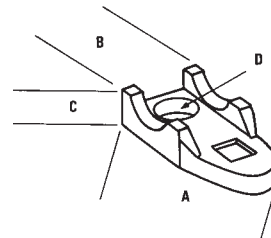
Standard Materials:
Malleable iron

Standard Finish:
Zinc plated

Applicable Third Party Standards:
UL Standard: 2239



| CATALOG NUMBER | TRADE SIZE | DIM A | DIM B | DIM C | PCS/UNITS PER BOX | WEIGHT PER C |
|----------------|------------|---------|----------|--------|-------------------|--------------|
| ST50 | 1/2" | 1-7/16" | 5/8" | 5/16" | 1220 | 6.2 |
| ST75 | 3/4" | 1-3/4" | 3/4" | 5/16" | 1000 | 7.5 |
| ST100 | 1" | 1-7/8" | 7/8" | 3/8" | 630 | 9.2 |
| ST125 | 1-1/4" | 2-3/8" | 1" | 7/16" | 310 | 21.7 |
| ST150 | 1-1/2" | 2-3/4" | 1-1/4" | 7/16" | 204 | 31.8 |
| ST200 | 2" | 3-1/4" | 1-3/8" | 9/16" | 125 | 44.2 |
| ST250 | 2-1/2" | 3-1/4" | 1-3/8" | 9/16" | 48 | 66.3 |
| ST300 | 3" | 5-3/16" | 1-3/4" | 9/16" | 40 | 103.2 |
| ST350 | 3-1/2" | 5-1/2" | 2-1/8" | 3/4" | 45 | 185.0 |
| ST400 | 4" | 6-1/2" | 2-1/4" | 3/4" | 21 | 221.0 |
| ST500 | 5" | 7-3/8" | 2-11/16" | 3/4" | 16 | 368.8 |
| ST600 | 6" | 8-5/8" | 3-1/8" | 1-1/8" | 9 | 631.3 |



| CATALOG NUMBER | TRADE SIZE | DIM A | DIM B | DIM C | DIM D | PCS/UNITS PER BOX | WEIGHT PER C |
|----------------|------------|----------|----------|---------|-------|-------------------|--------------|
| CB50 | 1/2" | 2" | 1" | 1/2" | 5/16" | 860 | 8.4 |
| CB75 | 3/4" | 2-5/16" | 1-1/16" | 1/2" | 5/16" | 594 | 12.2 |
| CB100 | 1" | 2-5/16" | 1-1/4" | 9/16" | 3/8" | 430 | 15.9 |
| CB125 | 1-1/4" | 3-7/16" | 1-7/8" | 3/4" | 7/16" | 280 | 22.1 |
| CB150 | 1-1/2" | 3-13/16" | 1-7/8" | 13/16" | 7/16" | 192 | 35.4 |
| CB200 | 2" | 4-3/4" | 1-15/16" | 1" | 9/16" | 118 | 50.5 |
| CB250 | 2-1/2" | 5-3/4" | 2-7/16" | 1" | 9/16" | 90 | 81.0 |
| CB300 | 3" | 6-3/4" | 2-5/8" | 1" | 9/16" | 70 | 82.9 |
| CB350 | 3-1/2" | 7-1/8" | 2-7/8" | 1-1/16" | 3/4" | 52 | 148.2 |
| CB400 | 4" | 8-13/16" | 3-1/16" | 1-1/16" | 3/4" | 40 | 198.9 |
| CB500 | 5" | 10-1/8" | 3-3/4" | 1-3/16" | 3/4" | 13 | 343.8 |
| CB600 | 6" | 12-3/16" | 4" | 1-1/2" | 3/4" | 16 | 418.6 |



RIGID - IMC FITTINGS

RIGID - IMC

Clamp Back Spacers for Rigid Conduit and IMC Steel and Malleable Iron

Features:

- Heavy duty casting
- Stackable
- RoHS compliant

Standard Materials:


Steel 1/2" to 1-1/2"
Malleable iron 2" to 4"

Standard Finish:

Zinc plated

Applicable Third Party

Standards:
UL Standard: 2239



| CATALOG NUMBER | TRADE SIZE | DIM A | DIM B | DIM C | WEIGHT PER C |
|----------------|------------|----------|--------|---------|--------------|
| > SCB50 | 1/2" | 2-3/16" | 7/8" | 5/16" | 5.5 |
| > SCB75 | 3/4" | 2-9/16" | 7/8" | 3/8" | 6.6 |
| > SCB100 | 1" | 3-1/8" | 1" | 7/16" | 10.6 |
| > SCB125 | 1-1/4" | 3-5/8" | 1-1/8" | 1/2" | 14.1 |
| > SCB150 | 1-1/2" | 4-1/8" | 1-1/4" | 9/16" | 18.7 |
| SCB200 | 2" | 5-3/8" | 1-3/4" | 5/8" | 34.2 |
| SCB250 | 2-1/2" | 6-3/8" | 1-7/8" | 11/16" | 44.1 |
| SCB300 | 3" | 7-7/16" | 2-5/8" | 3/4" | 61.7 |
| SCB350 | 3-1/2" | 8-1/16" | 2-5/8" | 15/16" | 89.9 |
| SCB400 | 4" | 8-3/4" | 2-5/8" | 15/16" | 102.5 |
| SCB500 | 5" | 9-7/16" | 2-5/8" | 15/16" | 126.8 |
| SCB600 | 6" | 11-1/16" | 2-7/8" | 1-1/16" | 190.3 |

> Indicates Steel



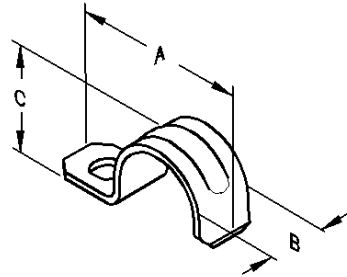
RIGID - IMC

One & Two-Hole Straps for Rigid Conduit and IMC, Steel

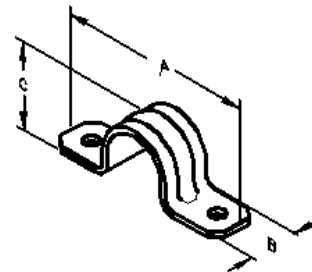
Application:
One Hole Straps click on type for Rigid or IMC Conduit.
Two Hole Straps snap on type for Rigid or IMC conduit where higher load bearing capacity is required.

Standard Materials:
Steel

Standard Finish:
Zinc plated



| CATALOG NUMBER | TRADE SIZE | DIM A | DIM B | DIM C | PCS/UNITS PER BOX | WEIGHT PER C |
|----------------|------------|----------|--------|----------|-------------------|--------------|
| SR50-1 | 1/2" | 1-3/4" | 5/8" | 7/8" | 1000 | 3.0 |
| SR75-1 | 3/4" | 2-1/16" | 3/4" | 1-1/16" | 1000 | 3.0 |
| SR100-1 | 1" | 2-7/16" | 7/8" | 1-5/16" | 500 | 5.0 |
| SR125-1 | 1-1/4" | 2-13/16" | 7/8" | 1-11/16" | 500 | 7.0 |
| SR150-1 | 1-1/2" | 3-7/16" | 1" | 1-15/16" | 250 | 10.0 |
| SR200-1 | 2" | 3-7/8" | 1-1/8" | 2-7/16" | 50 | 17.0 |
| SR250-1 | 2-1/2" | 4-11/16" | 1-1/4" | 2-15/16" | 25 | 29.0 |
| SR300-1 | 3" | 5-5/16" | 1-1/4" | 3-9/16" | 25 | 50.0 |
| SR350-1 | 3-1/2" | 5-15/16" | 1-1/4" | 4-1/16" | 15 | 110.0 |
| SR400-1 | 4" | 6-7/16" | 1-1/4" | 4-9/16" | 15 | 120.0 |



| CATALOG NUMBER | TRADE SIZE | DIM A | DIM B | DIM C | PCS/UNITS PER BOX | WEIGHT PER C |
|----------------|------------|---------|--------|---------|-------------------|--------------|
| SR50-2 | 1/2" | 2-1/2" | 5/8" | 13/16" | 250 | 1.0 |
| SR75-2 | 3/4" | 2-7/8" | 11/16" | 1-1/16" | 150 | 2.0 |
| SR100-2 | 1" | 3-3/8" | 3/4" | 1-5/16" | 100 | 4.0 |
| SR125-2 | 1-1/4" | 4-3/16" | 7/8" | 1-5/8" | 50 | 5.0 |
| SR150-2 | 1-1/2" | 4-5/8" | 15/16" | 1-7/8" | 50 | 8.0 |
| SR200-2 | 2" | 5-1/8" | 1" | 2-3/8" | 25 | 13.0 |
| SR250-2 | 2-1/2" | 5-7/8" | 1" | 2-7/8" | 25 | 20.0 |
| SR300-2 | 3" | 6-1/2" | 1" | 3-1/2" | 20 | 25.0 |
| SR350-2 | 3-1/2" | 7-3/8" | 1" | 4" | 15 | 33.0 |
| SR400-2 | 4" | 8" | 1" | 4-1/2" | 10 | 36.0 |
| SR500-2 | 5" | 9" | 1" | 5-1/4" | 10 | 49.0 |
| SR600-2 | 6" | 9-1/4" | 1" | 6-3/8" | 10 | 55.0 |